

TOPBiHiKu6

N-type Bifacial TOPCon Technology

430 W ~ 460 W

CS6.1-54TB-430 | 435 | 440 | 445 | 450 | 455 | 460

MORE POWER



Elegant dual-glass design for rooftop installations
Module efficiency up to 22.5%



Up to 85% Power Bifaciality,
more power from the back side



Excellent anti-LeTID & anti-PID performance.
Low power degradation, high energy yield



Lower temperature coefficient (Pmax): -0.29%/°C,
increases energy yield in hot climate



Lower LCOE & system cost

MORE RELIABLE



Minimizes micro-crack impacts



Heavy snow load up to 5400 Pa,
wind load up to 2400 Pa*



Industry Leading Product Warranty on Materials and Workmanship*



Linear Power Performance Warranty*

1st year power degradation no more than 1%

Subsequent annual power degradation no more than 0.4%

*Subject to the terms and conditions contained in the applicable Canadian Solar Limited Warranty Statement. Also this 25-year limited product warranty is available only for products installed and operating on rooftops in certain regions.

MANAGEMENT SYSTEM CERTIFICATES*

ISO 9001: 2015 / Quality management system

ISO 14001: 2015 / Standards for environmental management system

ISO 45001: 2018 / International standards for occupational health & safety

IEC 62941: 2019 / Photovoltaic module manufacturing quality system

PRODUCT CERTIFICATES*

IEC 61215 / IEC 61730 / CE / MCS / UKCA / CGC

UL 61730 / IEC 61701 / IEC 62716 / IEC 60068-2-68

UNI 9177 Reaction to Fire: Class 1 / Take-e-way



* The specific certificates applicable to different module types and markets will vary, and therefore not all of the certifications listed herein will simultaneously apply to the products you order or use. Please contact your local Canadian Solar sales representative to confirm the specific certificates available for your Product and applicable in the regions in which the products will be used.

CSI Solar Co., Ltd. is committed to providing high quality solar photovoltaic modules, solar energy and battery storage solutions to customers. The company was recognized as the No. 1 module supplier for quality and performance/price ratio in the IHS Module Customer Insight Survey. Over the past 22 years, it has successfully delivered over 110 GW of premium-quality solar modules across the world.

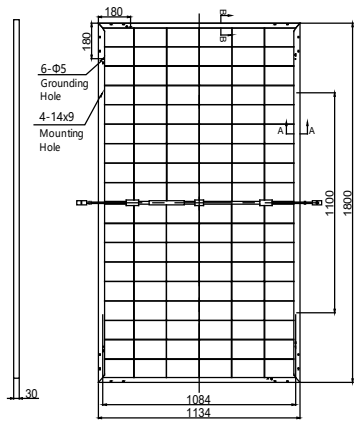
* For detailed information, please refer to the Installation Manual.

CSI Solar Co., Ltd.

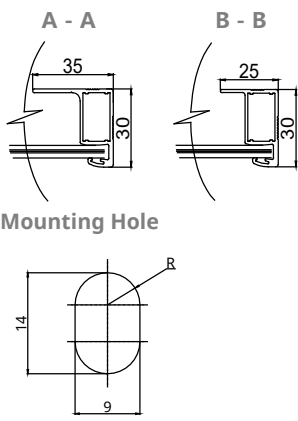
199 Lushan Road, SND, Suzhou, Jiangsu, China, 215129, www.csisolar.com, support@csisolar.com

ENGINEERING DRAWING (mm)

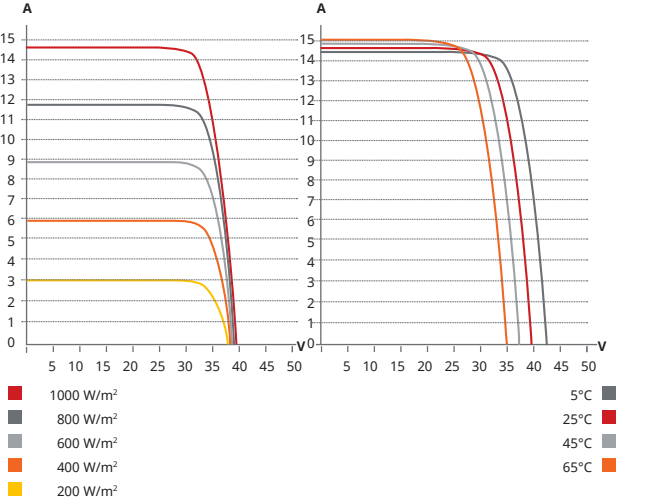
Rear View



Frame Cross Section



CS6.1-54TB-455 / I-V CURVES



ELECTRICAL DATA | STC*

		Nominal Max. Power (Pmax)	Opt. Operating Voltage (Vmp)	Opt. Operating Current (Imp)	Open Circuit Voltage (Voc)	Short Circuit Current (Isc)	Module Efficiency
CS6.1-54TB-430		430 W	32.2 V	13.38 A	38.1 V	14.25 A	21.1%
	Bifacial Gain**	5%	452 W	32.2 V	14.05 A	38.1 V	22.1%
		10%	473 W	32.2 V	14.72 A	38.1 V	23.2%
		20%	516 W	32.2 V	16.06 A	38.1 V	25.3%
CS6.1-54TB-435		435 W	32.4 V	13.45 A	38.3 V	14.33 A	21.3%
	Bifacial Gain**	5%	457 W	32.4 V	14.12 A	38.3 V	22.4%
		10%	479 W	32.4 V	14.80 A	38.3 V	23.5%
		20%	522 W	32.4 V	16.14 A	38.3 V	25.6%
CS6.1-54TB-440		440 W	32.6 V	13.52 A	38.5 V	14.41 A	21.6%
	Bifacial Gain**	5%	462 W	32.6 V	14.20 A	38.5 V	22.6%
		10%	484 W	32.6 V	14.87 A	38.5 V	23.7%
		20%	528 W	32.6 V	16.22 A	38.5 V	25.9%
CS6.1-54TB-445		445 W	32.8 V	13.59 A	38.7 V	14.48 A	21.8%
	Bifacial Gain**	5%	467 W	32.8 V	14.27 A	38.7 V	22.9%
		10%	490 W	32.8 V	14.95 A	38.7 V	24.0%
		20%	534 W	32.8 V	16.31 A	38.7 V	26.2%
CS6.1-54TB-450		450 W	33.0 V	13.66 A	38.9 V	14.55 A	22.0%
	Bifacial Gain**	5%	473 W	33.0 V	14.34 A	38.9 V	23.2%
		10%	495 W	33.0 V	15.03 A	38.9 V	24.3%
		20%	540 W	33.0 V	16.39 A	38.9 V	26.5%
CS6.1-54TB-455		455 W	33.2 V	13.72 A	39.1 V	14.61 A	22.3%
	Bifacial Gain**	5%	478 W	33.2 V	14.41 A	39.1 V	23.4%
		10%	501 W	33.2 V	15.09 A	39.1 V	24.5%
		20%	546 W	33.2 V	16.46 A	39.1 V	26.7%
CS6.1-54TB-460		460 W	33.4 V	13.78 A	39.3 V	14.69 A	22.5%
	Bifacial Gain**	5%	483 W	33.4 V	14.47 A	39.3 V	23.7%
		10%	506 W	33.4 V	15.16 A	39.3 V	24.8%
		20%	552 W	33.4 V	16.54 A	39.3 V	27.0%

* Under Standard Test Conditions (STC) of irradiance of 1000 W/m², spectrum AM 1.5 and cell temperature of 25°C.
** Bifacial Gain: The additional gain from the back side compared to the power of the front side at the standard test condition. It depends on mounting (structure, height, tilt angle etc.) and albedo of the ground.

ELECTRICAL DATA

Operating Temperature	-40°C ~ +85°C
Max. System Voltage	1500 V (IEC/UL)
Module Fire Performance	TYPE 38 (UL 61730) or CLASS C (IEC61730)
Max. Series Fuse Rating	30 A
Protection Class	Class II
Power Tolerance	0 ~ + 10 W
Power Bifaciality*	80 %

* Power Bifaciality = $P_{max_{rear}} / P_{max_{front}}$, both $P_{max_{rear}}$ and $P_{max_{front}}$ are tested under STC, Bifaciality Tolerance: $\pm 5\%$

* The specifications and key features contained in this datasheet may deviate slightly from our actual products due to the on-going innovation and product enhancement. CSI Solar Co., Ltd. reserves the right to make necessary adjustment to the information described herein at any time without further notice.
Please be kindly advised that PV modules should be handled and installed by qualified people who have professional skills and please carefully read the safety and installation instructions before using our PV modules.

ELECTRICAL DATA | NMOT*

	Nominal Max. Power (Pmax)	Opt. Operating Voltage (Vmp)	Opt. Operating Current (Imp)	Open Circuit Voltage (Voc)	Short Circuit Current (Isc)
CS6.1-54TB-430	325 W	30.4 V	10.68 A	36.1 V	11.49 A
CS6.1-54TB-435	329 W	30.6 V	10.74 A	36.3 V	11.56 A
CS6.1-54TB-440	333 W	30.8 V	10.80 A	36.5 V	11.62 A
CS6.1-54TB-445	337 W	31.0 V	10.85 A	36.6 V	11.68 A
CS6.1-54TB-450	340 W	31.2 V	10.91 A	36.8 V	11.73 A
CS6.1-54TB-455	344 W	31.4 V	10.96 A	37.0 V	11.78 A
CS6.1-54TB-460	348 W	31.6 V	11.02 A	37.2 V	11.85 A

* Under Nominal Module Operating Temperature (NMOT), irradiance of 800 W/m² spectrum AM 1.5, ambient temperature 20°C, wind speed 1 m/s.

MECHANICAL DATA

Specification	Data
Cell Type	TOPCon cells
Cell Arrangement	108 [2 X (9 X 6)]
Dimensions	1800 x 1134 x 30 mm (70.9 x 44.6 x 1.18 in)
Weight	22.7 kg (50.0 lbs)
Front Glass	1.6 mm heat strengthened glass with anti-reflective coating
Back Glass	1.6 mm heat strengthened glass
Frame	Anodized aluminium alloy
J-Box	IP68, 3 bypass diodes
Cable	4.0 mm² (IEC), 12 AWG (UL)
Cable Length (Including Connector)	Portrait: 300 mm (11.8 in) (+) / 200 mm (7.9 in) (-); landscape: 1150 mm (45.3 in)*
Connector	T6 or MC4-EVO2 or MC4-EVO2A
Per Pallet	35 pieces
Per Container (40' HQ)	840 pieces

* For detailed information, please contact your local Canadian Solar sales and technical representatives.

TEMPERATURE CHARACTERISTICS

Specification	Data
Temperature Coefficient (Pmax)	-0.29 % / °C
Temperature Coefficient (Voc)	-0.25 % / °C
Temperature Coefficient (Isc)	0.05 % / °C
Nominal Module Operating Temperature	41 \pm 3°C

PARTNER SECTION

